



January 14, 2020

The Manager- Listing
National Stock Exchange of India Limited
(NSE: WIPRO)

The Manager- Listing
BSE Limited
(BSE: 507685)

The Market Operations
NYSE, New York
(NYSE:WIT)

Dear Sir/Madam,

Sub: Outcome of Board Meeting

The Board of Directors of Wipro Limited have at their meeting held over January 13-14, 2020, which concluded at 3.30 PM on January 14, 2020 considered and approved the following:

1. Financial results of the Company for the quarter ended December 31, 2019. Pursuant to Regulation 33 of the SEBI (Listing Obligations and Disclosure Requirements) Regulations, 2015, we are enclosing Audited Standalone and Consolidated financial results under IndAS and Audited Consolidated financial results under IFRS for the quarter ended December 31, 2019, together with the Auditor's Report. We have also uploaded the financial results on the Company's website at www.wipro.com.
2. An interim dividend of Rs. 1/- per equity share of par value Rs. 2/- each to the Members of the Company as on January 27, 2020, being the Record Date. The payment of Interim Dividend will be made on or before February 4, 2020.

For Wipro Limited

A handwritten signature in black ink, appearing to read "M Sanaula Khan", is written over the circular stamp.

**M Sanaula Khan
Company Secretary**



ENCL: As Above

Registered Office:

Wipro Limited
Doddakannelli
Sarjapur Road
Bengaluru 560 035
India

T : +91 (80) 2844 0011
F : +91 (80) 2844 0054
E : info@wipro.com
W : wipro.com
C : L32102KA1945PLC020800



**INDEPENDENT AUDITOR'S REPORT ON THE AUDIT OF INTERIM STANDALONE
FINANCIAL RESULTS**

TO THE BOARD OF DIRECTORS OF WIPRO LIMITED

Opinion

We have audited the accompanying Statement of Standalone Financial Results of **WIPRO LIMITED** ("the Company"), for the three and nine months period ended December 31, 2019 ("the Statement"), being submitted by the Company pursuant to the requirement of Regulation 33 of the SEBI (Listing Obligations and Disclosure Requirements) Regulations, 2015, as amended ("the Listing Regulations").

In our opinion and to the best of our information and according to the explanations given to us, the Statement:

- a. is presented in accordance with the requirements of Regulation 33 of the SEBI (Listing Obligations and Disclosure Requirements) Regulations, 2015, as amended; and
- b. gives a true and fair view in conformity with Indian Accounting Standard 34 "Interim Financial Reporting" ("Ind AS 34") prescribed under section 133 of the Companies Act 2013 ("the Act") read with relevant rules issued thereunder and other accounting principles generally accepted in India of the net profit and total comprehensive income and other financial information of the Company for the three and nine months period ended December 31, 2019.

Basis for Opinion

We conducted our audit of this Interim Standalone Financial Results in accordance with the Standards on Auditing ("SAs") specified under Section 143(10) of the Act. Our responsibilities under those Standards are further described in the Auditor's Responsibilities for the Audit of the Interim Standalone Financial Results section of our report. We are independent of the Company in accordance with the Code of Ethics issued by the Institute of Chartered Accountants of India ("ICAI") together with the independence requirements that are relevant to our audit of the Interim Standalone Financial Results under the provisions of the Act and the Rules thereunder and we have fulfilled our other ethical responsibilities in accordance with these requirements and the ICAI's Code of Ethics. We believe that the audit evidence obtained by us is sufficient and appropriate to provide a basis for our audit opinion.

Management's Responsibilities for the Interim Standalone Financial Results

This Statement, which is the responsibility of the Company's Management and approved by the Board of Directors, has been compiled from the related audited Interim Condensed Standalone Financial Statements. The Company's Board of Directors are responsible for the preparation and presentation of the Interim Standalone Financial Results that give a true and fair view of the net profit and other comprehensive income and other financial information of the Company in accordance with Ind AS 34 prescribed under section 133 of the Act, read with relevant rules issued thereunder and other accounting principles generally accepted in India and in compliance with Regulation 33 of the Listing Regulations. This responsibility also includes maintenance of adequate accounting records in accordance with the provisions of the Act for safeguarding the assets of the Company and for preventing and detecting frauds and other irregularities; selection and application of appropriate accounting policies; making

judgments and estimates that are reasonable and prudent; and design, implementation and maintenance of adequate internal financial controls that were operating effectively for ensuring the accuracy and completeness of the accounting records, relevant to the preparation and presentation of the Interim Standalone Financial Results that give a true and fair view and are free from material misstatement, whether due to fraud or error.

In preparing the Interim Standalone Financial Results, the Board of Directors are responsible for assessing the Company's ability, to continue as a going concern, disclosing, as applicable, matters related to going concern and using the going concern basis of accounting unless the Board of Directors either intend to liquidate the Company or to cease operations, or has no realistic alternative but to do so.

The Board of Directors are also responsible for overseeing the financial reporting process of the Company.

Auditor's Responsibilities for the Audit of the Interim Standalone Financial Results

Our objectives are to obtain reasonable assurance about whether the Interim Standalone Financial Results as a whole are free from material misstatement, whether due to fraud or error, and to issue an auditor's report that includes our opinion. Reasonable assurance is a high level of assurance, but is not a guarantee that an audit conducted in accordance with SAs will always detect a material misstatement when it exists. Misstatements can arise from fraud or error and are considered material if, individually or in the aggregate, they could reasonably be expected to influence the economic decisions of users taken on the basis of these Interim Standalone Financial Results.

As part of an audit in accordance with SAs, we exercise professional judgment and maintain professional skepticism throughout the audit. We also:

- Identify and assess the risks of material misstatement of the Interim Standalone Financial Results, whether due to fraud or error, design and perform audit procedures responsive to those risks, and obtain audit evidence that is sufficient and appropriate to provide a basis for our opinion. The risk of not detecting a material misstatement resulting from fraud is higher than for one resulting from error, as fraud may involve collusion, forgery, intentional omissions, misrepresentations, or the override of internal controls.
- Obtain an understanding of internal financial controls relevant to the audit in order to design audit procedures that are appropriate in the circumstances, but not for the purpose of expressing an opinion on effectiveness of such controls.
- Evaluate the appropriateness of accounting policies used and the reasonableness of accounting estimates and related disclosures made by the Board of Directors.
- Conclude on the appropriateness of the Board of Director's use of the going concern basis of accounting and, based on the audit evidence obtained, whether a material uncertainty exists related to events or conditions that may cast significant doubt on the Company's ability to continue as a going concern. If we conclude that a material uncertainty exists, we are required to draw attention in our auditor's report to the related disclosures in the Statement or, if such disclosures are inadequate, to modify our opinion. Our conclusions are based on the audit evidence obtained up to the date of our auditor's report. However,

9

**Deloitte
Haskins & Sells LLP**

future events or conditions may cause the Company to cease to continue as a going concern.

- Evaluate the overall presentation, structure and content of the Interim Standalone Financial Results, including the disclosures, and whether the Interim Standalone Financial Results represent the underlying transactions and events in a manner that achieves fair presentation.
- Obtain sufficient appropriate audit evidence regarding the Interim Standalone Financial Results of the Company to express an opinion on the Interim Standalone Financial Results.

Materiality is the magnitude of misstatements in the Interim Standalone Financial Results that, individually or in aggregate, makes it probable that the economic decisions of a reasonably knowledgeable user of the Interim Standalone Financial Results may be influenced. We consider quantitative materiality and qualitative factors in (i) planning the scope of our audit work and in evaluating the results of our work; and (ii) to evaluate the effect of any identified misstatements in the Interim Standalone Financial Results.


We communicate with those charged with governance regarding, among other matters, the planned scope and timing of the audit and significant audit findings, including any significant deficiencies in internal controls that we identify during our audit.

We also provide those charged with governance with a statement that we have complied with relevant ethical requirements regarding independence, and to communicate with them all relationships and other matters that may reasonably be thought to bear on our independence, and where applicable, related safeguards.

For DELOITTE HASKINS & SELLS LLP

Chartered Accountants

(Firm's Registration No. 117366W/W- 100018)



Vikas Bagaria

Partner

(Membership No. 60408)

UDIN:

Bengaluru, January 14, 2020

WIPRO LIMITED

CIN- L32102KA1945PLC020800 ; Registered Office : Wipro Limited, Doddakannelli, Sarjapur Road,
Bengaluru-560035, India

Website : www.wipro.com ; Email : info@wipro.com ; Tel:+91-80-2844 0011; Fax: +91-80-2844 0054

**AUDITED STANDALONE FINANCIAL RESULTS FOR THE THREE MONTHS AND NINE MONTHS ENDED DECEMBER 31, 2019
UNDER Ind AS**

(₹ in millions, except share and per share data, unless otherwise stated)

	Particulars	Three months ended			Nine months ended		Year ended
		December 31,2019	September 30, 2019	December 31,2018	December 31,2019	December 31,2018	March 31,2019
	Income						
I	Income from operations						
	a) Revenue	126,959	125,226	121,387	372,605	357,085	480,298
	b) Other operating income	-	-	-	193	-	940
II	Other income	5,212	6,341	7,841	19,129	18,262	25,686
III	Total Income (I+II)	132,171	131,567	129,228	391,927	375,347	506,924
IV	Expenses						
	a) Purchases of stock-in-trade	1,847	1,167	2,130	5,541	8,301	11,420
	b) Changes in inventories of finished goods and stock-in-trade	174	1,487	71	1,494	(349)	(553)
	c) Employee benefits expense	65,593	65,480	59,480	193,604	176,486	238,085
	d) Finance costs	1,349	1,779	1,060	4,164	3,202	5,249
	e) Depreciation and amortisation expense	2,937	2,638	2,284	8,321	7,125	9,343
	f) Sub-contracting/ technical fees/ third party application	21,075	21,673	22,403	64,499	66,251	89,225
	g) Travel	4,202	3,807	3,837	11,926	11,193	15,005
	h) Facility expenses	3,456	3,538	3,334	10,301	11,088	14,598
	i) Communication	931	904	862	2,781	2,850	3,698
	j) Legal and professional charges	790	686	518	2,033	1,918	2,525
	k) Marketing and brand building	508	463	609	1,681	1,604	2,304
	l) Other expenses	982	261	1,650	3,132	8,801	17,320
	Total Expenses (IV)	103,844	103,883	98,238	309,477	298,470	408,219
V	Profit before tax (III-IV)	28,327	27,684	30,990	82,450	76,877	98,705
VI	Tax expense						
	a) Current tax	5,197	5,199	6,449	16,349	17,588	22,725
	b) Deferred tax	517	15	(643)	877	(1,191)	(160)
	Total tax expense (VI)	5,714	5,214	5,806	17,226	16,397	22,565
VII	Profit for the period (V-VI)	22,613	22,470	25,184	65,224	60,480	76,140
VIII	Total Other comprehensive income for the period	(2,417)	(235)	5,148	(1,566)	(380)	1,246
IX	Total comprehensive income for the period (VII+VIII)	20,196	22,235	30,332	63,658	60,100	77,386
X	Paid up equity share capital (Face value ₹2 per share)	11,426	11,426	9,050	11,426	9,050	12,068
XI	Reserve excluding revaluation reserves as per balance sheet						481,852
XII	Earnings per equity share						
	Equity shares of par value ₹2 each (EPS for three and nine months ended periods is not annualised)						
	Basic	3.95	3.79	4.19	11.09	10.07	12.67
	Diluted	3.95	3.78	4.18	11.07	10.05	12.64

1. The audited standalone financial results for the three and nine months ended December 31, 2019 have been approved by the Board of Directors of the Company at its meeting held on January 14, 2020. The Company confirms that its statutory auditors, Deloitte Haskins & Sells LLP have issued audit report with unmodified opinion on the standalone financial results for the three and nine months ended December 31, 2019.
2. The above standalone financial results have been prepared from the interim condensed standalone financial statements, which are prepared in accordance with Indian Accounting Standards (Ind AS), the provisions of the Companies Act, 2013 ("the Act"), as applicable and guidelines issued by the Securities and Exchange Board of India ("SEBI"). The Ind AS are prescribed under Section 133 of the Act read with Rule 3 of the Companies (Indian Accounting Standards) Rules, 2015 and Companies (Indian Accounting Standards) Amendment Rules, 2016.
3. The Company publishes this standalone financial result along with the consolidated financial results. In accordance with Ind AS 108, Operating Segments, the Company has disclosed the segment information in the interim condensed consolidated financial statements and is incorporated in the consolidated financial results.
4. Adoption of Ind AS 116 – Leases: On April 1, 2019, the Company has adopted Ind AS 116, Leases, using modified retrospective method by recording the cumulative effect of initial application as an adjustment to opening retained earnings. Accordingly, the comparatives have not been retrospectively adjusted. The adoption of Ind AS 116 did not have any material impact on the standalone results for the three and nine months ended December 31, 2019.
5. The Company concluded the sale of Workday and Cornerstone OnDemand business on May 31, 2019.
6. Sale of hosted data center service business: During the nine months ended December 31, 2018 and year ended March 31, 2019, the Company has concluded the divestment of its hosted data center business in Singapore and United Kingdom.

Loss of control in subsidiary: During the nine months ended December 31, 2018 and year ended March 31, 2019, the Company has reduced its equity holding from 74% to 11% in Wipro Airport IT Services Limited. The loss/ gain on these transactions is insignificant.

7. Other expenses for the nine months ended December 31, 2018 and year ended March 31, 2019 include an amount of ₹ 5,141 paid to National Grid on settlement of a legal claim against the Company. Other expenses for the year ended March 31, 2019 include ₹ 7,356 as a provision for diminution of investment in subsidiaries.
8. On September 30, 2019, the Company has taken over the customer contracts, leased facilities, assets and employees of Vara Infotech Private Limited, through a Business Transfer Agreement for a cash consideration of ₹ 3,230. This transaction will help us deepen our service offerings in BFSI industry vertical. The following table presents the provisional purchase price allocation:

Description	Purchase price allocated
Net assets	₹ 215
Customer related intangibles	2,294
Marketing related intangibles	32
Total	₹ 2,541
Goodwill	689
Total purchase price	₹ 3,230


The goodwill of ₹ 689 comprises value of acquired workforce and expected synergies arising from the business combination. Goodwill and intangibles are deductible for income tax purposes

9. **Events after the reporting period:** The Board of Directors in their meeting held on January 14, 2020, declared an interim dividend of ₹ 1/- (US\$ 0.01) per equity share and ADR (50% on an equity share of par value of ₹ 2/-)

By order of the Board,

Place: Bengaluru
Date: January 14, 2020

For, Wipro Limited


Rishad A Premji
Chairman


Abidali Z Neemuchwala
Chief Executive Officer
& Managing Director

**INDEPENDENT AUDITOR'S REPORT ON THE AUDIT OF INTERIM CONSOLIDATED
FINANCIAL RESULTS**

TO THE BOARD OF DIRECTORS OF WIPRO LIMITED

Opinion

We have audited the accompanying Statement of Consolidated Financial Results of **WIPRO LIMITED** ("the Company") and its subsidiaries (the Company and its subsidiaries together referred to as "the Group") for the three and nine months period ended December 31, 2019 ("the Statement") being submitted by the Company pursuant to the requirement of Regulation 33 of the SEBI (Listing Obligations and Disclosure Requirements) Regulations, 2015, as amended ("the Listing Regulations").

In our opinion and to the best of our information and according to the explanations given to us, the statement:

- a. includes the results of the entities as listed in note 4 to the Statement;
- b. is presented in accordance with the requirements of Regulation 33 of the SEBI (Listing Obligations and Disclosure Requirements) Regulations, 2015, as amended; and
- c. gives a true and fair view in conformity with Indian Accounting Standard 34 "Interim Financial Reporting" ("Ind AS 34") prescribed under section 133 of the Companies Act 2013 ("the Act") read with relevant rules issued thereunder and other accounting principles generally accepted in India of the consolidated net profit and consolidated total comprehensive income and other financial information of the Group for the three and nine months period ended December 31, 2019.

Basis for Opinion

We conducted our audit of this Interim Consolidated Financial Results in accordance with the Standards on Auditing ("SAs") specified under Section 143(10) of the Act. Our responsibilities under those Standards are further described in the Auditor's Responsibilities for the Audit of the Interim Consolidated Financial Results section of our report. We are independent of the Group in accordance with the Code of Ethics issued by the Institute of Chartered Accountants of India ("ICAI") together with the independence requirements that are relevant to our audit of the Interim Consolidated Financial Results under the provisions of the Act and the Rules thereunder and we have fulfilled our other ethical responsibilities in accordance with these requirements and the ICAI's Code of Ethics. We believe that the audit evidence obtained by us is sufficient and appropriate to provide a basis for our audit opinion.

Management's Responsibilities for the Interim Consolidated Financial Results

This Statement, which is the responsibility of the Company's Management and approved by the Company's Board of Directors, has been compiled from the related audited interim condensed consolidated financial statements. The Company's Board of Directors are responsible for the preparation and presentation of the Interim Consolidated Financial Results that give a true and fair view of the consolidated net profit and consolidated other comprehensive income and other financial information of the Group in accordance with the Ind AS 34, prescribed under Section 133 of the Act, read with relevant rules issued

thereunder and other accounting principles generally accepted in India and in compliance with Regulation 33 of the Listing Regulations.

The respective Board of Directors of the companies included in the Group are responsible for maintenance of adequate accounting records in accordance with the provisions of the Act for safeguarding the assets of the Group and for preventing and detecting frauds and other irregularities; selection and application of appropriate accounting policies; making judgments and estimates that are reasonable and prudent; and design, implementation and maintenance of adequate internal financial controls, that were operating effectively for ensuring the accuracy and completeness of the accounting records, relevant to the preparation and presentation of the respective financial results that give a true and fair view and are free from material misstatement, whether due to fraud or error, which have been used for the purpose of preparation of Interim Consolidated Financial Results by the Directors of the Company, as aforesaid.

In preparing the Interim Consolidated Financial Results, the respective Board of Directors of the companies included in the Group are responsible for assessing the ability of the respective entities to continue as a going concern, disclosing, as applicable, matters related to going concern and using the going concern basis of accounting unless the respective Board of Directors either intend to liquidate their respective entities or to cease operations, or has no realistic alternative but to do so.

The respective Board of Directors of the companies included in the Group are responsible for overseeing the financial reporting process of the Group.

Auditor's Responsibilities for the Audit of the Interim Consolidated Financial Results

Our objectives are to obtain reasonable assurance about whether the Interim Consolidated Financial Results as a whole are free from material misstatement, whether due to fraud or error, and to issue an auditor's report that includes our opinion. Reasonable assurance is a high level of assurance, but is not a guarantee that an audit conducted in accordance with SAs will always detect a material misstatement when it exists. Misstatements can arise from fraud or error and are considered material if, individually or in the aggregate, they could reasonably be expected to influence the economic decisions of users taken on the basis of these Interim Consolidated Financial Results.

As part of an audit in accordance with SAs, we exercise professional judgment and maintain professional skepticism throughout the audit. We also:

- Identify and assess the risks of material misstatement of the Interim Consolidated Financial Results, whether due to fraud or error, design and perform audit procedures responsive to those risks, and obtain audit evidence that is sufficient and appropriate to provide a basis for our opinion. The risk of not detecting a material misstatement resulting from fraud is higher than for one resulting from error, as fraud may involve collusion, forgery, intentional omissions, misrepresentations, or the override of internal controls.
- Obtain an understanding of internal financial controls relevant to the audit in order to design audit procedures that are appropriate in the circumstances, but not for the purpose of expressing an opinion on effectiveness of such controls.
- Evaluate the appropriateness of accounting policies used and the reasonableness of accounting estimates and related disclosures made by the management.

92

**Deloitte
Haskins & Sells LLP**

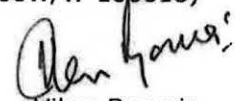
- Conclude on the appropriateness of the management's use of the going concern basis of accounting and, based on the audit evidence obtained, whether a material uncertainty exists related to events or conditions that may cast significant doubt on the ability of the Group to continue as a going concern. If we conclude that a material uncertainty exists, we are required to draw attention in our auditor's report to the related disclosures in the Interim Consolidated Financial Results or, if such disclosures are inadequate, to modify our opinion. Our conclusions are based on the audit evidence obtained up to the date of our auditor's report. However, future events or conditions may cause the Group to cease to continue as a going concern.
- Evaluate the overall presentation, structure and content of the Interim Consolidated Financial Results, including the disclosures, and whether the Interim Consolidated Financial Results represent the underlying transactions and events in a manner that achieves fair presentation.
- Obtain sufficient appropriate audit evidence regarding the financial results of the entities within the Group to express an opinion on the Interim Consolidated Financial Results. We are responsible for the direction, supervision and performance of the audit of financial information of entities included in the Interim Consolidated Financial Results.

Materiality is the magnitude of misstatements in the Interim Consolidated Financial Results that, individually or in aggregate, makes it probable that the economic decisions of a reasonably knowledgeable user of the Interim Consolidated Financial Results may be influenced. We consider quantitative materiality and qualitative factors in (i) planning the scope of our audit work and in evaluating the results of our work; and (ii) to evaluate the effect of any identified misstatements in the Interim Consolidated Financial Results.

We communicate with those charged with governance of the Company and such other entities included in the Interim Consolidated Financial Results of which we are the independent auditors regarding, among other matters, the planned scope and timing of the audit and significant audit findings, including any significant deficiencies in internal controls that we identify during our audit.

We also provide those charged with governance with a statement that we have complied with relevant ethical requirements regarding independence, and to communicate with them all relationships and other matters that may reasonably be thought to bear on our independence, and where applicable, related safeguards.

For DELOITTE HASKINS & SELLS LLP
Chartered Accountants
(Firm's Registration No. 117366W/W-100018)



Vikas Bagaria
Partner
(Membership No.60408)

UDIN:

Bengaluru, January 14, 2020

WIPRO LIMITED

CIN: L32102KA1945PLC020800 ; Registered Office : Wipro Limited, Doddakanneli, Sarjapur Road,
Bengaluru - 560035, India

Website: www.wipro.com ; Email id – info@wipro.com ; Tel: +91-80-2844 0011 ; Fax: +91-80-2844 0054
**AUDITED CONSOLIDATED FINANCIAL RESULTS FOR THE THREE MONTHS AND NINE MONTHS
ENDED DECEMBER 31, 2019 UNDER Ind AS**

(₹ in millions, except share and per share data, unless otherwise stated)

	Particulars	Three months ended			Nine months ended		Year ended
		December 31, 2019	September 30, 2019	December 31, 2018	December 31, 2019	December 31, 2018	March 31, 2019
I	Income from operations						
	a) Revenue	154,705	151,256	150,595	453,122	435,782	585,845
	b) Other operating income	-	50	-	749	2,798	4,344
II	Other income	6,097	7,448	6,273	21,350	18,594	26,138
III	Total Income (I+II)	160,802	158,754	156,868	475,221	457,174	616,327
IV	Expenses						
	a) Purchases of stock-in-trade	2,083	1,357	2,741	6,423	10,733	14,073
	b) Changes in inventories of finished goods and stock-in-trade	604	1,443	111	1,814	(636)	(673)
	c) Employee benefits expense	82,381	81,266	76,129	241,123	222,387	299,774
	d) Finance costs	1,844	2,247	1,627	5,675	4,845	7,375
	e) Depreciation, amortisation and impairment expense	5,294	4,812	5,171	15,059	13,874	19,467
	f) Sub-contracting / technical fees / third party application	22,764	22,423	24,030	67,750	70,791	94,725
	g) Facility expenses	4,881	5,048	5,227	14,662	16,375	22,213
	h) Travel	4,956	4,549	4,688	14,138	13,305	17,768
	i) Communication	1,213	1,146	1,011	3,495	3,464	4,561
	j) Marketing and brand building	690	491	696	1,953	1,970	2,714
	k) Legal and Professional charges	1,142	1,239	1,282	3,477	3,731	4,361
	l) Allowance for expected credit loss	(72)	190	(789)	649	1,254	980
	m) Other expenses	2,262	1,196	2,539	6,158	11,636	13,524
	Total Expenses	130,042	127,407	124,463	382,376	373,729	500,862
V	Share of profits/ (loss) of associates accounted for usnig equity method	34	(2)	7	16	(26)	(43)
VI	Profit before tax (III-IV+V)	30,794	31,345	32,412	92,861	83,419	115,422
VII	Tax expense						
	a) Current tax	5,728	5,702	7,220	17,988	19,141	23,649
	b) Deferred tax	436	30	(253)	607	(962)	1,594
	Total Tax Expense	6,164	5,732	6,967	18,595	18,179	25,243
VIII	Profit for the period (VI-VII)	24,630	25,613	25,445	74,266	65,240	90,179
IX	Total Other comprehensive income for the period	267	1,202	575	2,765	(240)	800
	Total comprehensive income for the period (VIII+IX)	24,897	26,815	26,020	77,031	65,000	90,979
X	Profit for the period attributable to:						
	Equity holders of the Company	24,559	25,527	25,104	73,962	65,202	90,037
	Non-controlling interest	71	86	341	304	38	142
	Total comprehensive income for the period attributable to:	24,630	25,613	25,445	74,266	65,240	90,179
	Equity holders of the Company	24,813	26,674	25,769	76,673	64,823	90,728
	Non-controlling interest	84	141	251	358	177	251
	Total comprehensive income for the period attributable to:	24,897	26,815	26,020	77,031	65,000	90,979
XI	Paid up equity share capital (Face value ₹ 2 per share)	11,426	11,426	9,050	11,426	9,050	12,068
XII	Reserves excluding revaluation reserves and Non-controlling interest as per balance sheet						552,158
XIII	Earnings per equity share (EPS)						
	(Equity shares of par value ₹ 2/- each) (EPS for the three and nine months ended period is not annualised)						
	Basic (in ₹)	4.31	4.30	4.18	12.58	10.86	14.99
	Diluted (in ₹)	4.30	4.29	4.17	12.55	10.83	14.95

- The audited consolidated financial results of the Company for the three and nine months ended December 31, 2019 have been approved by the Board of Directors of the Company at its meeting held on January 14, 2020. The Company confirms that its statutory auditors, Deloitte Haskins & Sells LLP have issued an audit report with unmodified opinion on the interim consolidated financial results for the three and nine months ended December 31, 2019.
- The interim condensed consolidated financial results are prepared in accordance with Indian Accounting Standards ("Ind AS"), the provisions of the Companies Act, 2013 ("the Companies Act"), as applicable and guidelines issued by the Securities and Exchange Board of India ("SEBI"). The Ind AS are prescribed under Section 133 of the Act read with Rule 3 of the Companies (Indian Accounting Standards) Rules, 2015 and Companies (Indian Accounting Standards) Amendment Rules, 2016

3. Adoption of Ind AS 116 – Leases

On April 1, 2019, the Company has adopted Ind AS 116, Leases, using modified retrospective method. Accordingly, the comparatives have not been retrospectively adjusted. The adoption of Ind AS 116, did not have any material impact on the consolidated results for three months ended December 31, 2019, September 30, 2019 and nine months ended December 31, 2019.

4. List of subsidiaries and investments accounted for using equity method as at December 31, 2019 are provided in the table below:

Subsidiaries	Subsidiaries	Subsidiaries	Country of Incorporation	
Wipro, LLC	Wipro Gallagher Solutions, LLC Wipro Insurance Solutions, LLC Wipro IT Services, LLC	Opus Capital Markets Consultants, LLC	USA	
		Wipro Promax Analytics Solutions Americas, LLC	USA	
		HealthPlan Services, Inc. **	USA	
		Appirio, Inc. **	USA	
		Cooper Software, Inc.	USA	
		Infocrossing, LLC	USA	
		Wipro US Foundation	USA	
		International TechneGroup Incorporated **	USA	
		Wipro Overseas IT Services Pvt. Ltd		India
		Wipro Japan KK		Japan
Wipro Shanghai Limited		China		
Wipro Trademarks Holding Limited		India		
Wipro Travel Services Limited		India		
Wipro Holdings (UK) Limited	Wipro Digital Aps Wipro Europe Limited Wipro Financial Services UK Limited Wipro IT Services S.R.L.	Designit A/S **	U.K. Denmark Denmark U.K. U.K. U.K.	
		Wipro UK Limited		
Wipro IT Services SE (formerly Wipro Cyprus SE)	Wipro Doha LLC # Wipro Technologies SA DE CV Wipro Philippines, Inc. Wipro Holdings Hungary Korlátolt Felelősségű Társaság Wipro Information Technology Egypt SAE Wipro Arabia Co. Limited *	Wipro Holdings Investment Korlátolt Felelősségű Társaság	U.K. Qatar Mexico Philippines Hungary Hungary Egypt Saudi Arabia	

		Women's Business Park Technologies Limited	Saudi Arabia
	Wipro Poland SP Z.O.O	*	Poland
	Wipro IT Services Poland SP Z.O.O		Poland
	Wipro Technologies Australia Pty Ltd		Australia
	Wipro Corporate Technologies Ghana Limited		Ghana
	Wipro Technologies South Africa (Proprietary) Limited		South Africa
	Wipro IT Service Ukraine, LLC	Wipro Technologies Nigeria Limited	Nigeria
	Wipro Information Technology Netherlands BV.		Ukraine
			Netherlands
		Wipro Portugal S.A. **	Portugal
		Wipro Technologies Limited	Russia
		Wipro Technology Chile SPA	Chile
		Wipro Solutions Canada Limited	Canada
		Wipro Information Technology Kazakhstan LLP	Kazakhstan
		Wipro Technologies W.T. Sociedad Anonima	Costa Rica
		Wipro Outsourcing Services (Ireland) Limited	Ireland
		Wipro Technologies VZ, C.A.	Venezuela
		Wipro Technologies Peru S.A.C.	Peru
		Wipro do Brasil Servicos de Tecnologia S.A.	Brazil
		Wipro do Brasil Technologia Ltda **	Brazil
	Wipro Technologies SA		Argentina
	Wipro Technologies S.R.L.		Romania
	PT. WT Indonesia		Indonesia
	Wipro (Thailand) Co. Limited		Thailand
	Wipro Bahrain Limited Co. S.P.C.		Bahrain
	Wipro Gulf LLC		Sultanate of Oman
	Rainbow Software LLC		Iraq
	Cellent GmbH		Germany
		Cellent GmbH	Austria
Wipro Networks Pte Limited			Singapore
	Wipro (Dalian) Limited		China
	Wipro Technologies SDN BHD		Malaysia
Wipro Chengdu Limited			China
Wipro IT Services Bangladesh Limited			Bangladesh
Wipro HR Services India Private Limited			India

* All the above direct subsidiaries are 100% held by the Company except that the Company holds 66.67% of the equity securities of Wipro Arabia Co. Limited and 55% of the equity securities of Women's Business Park Technologies Limited are held by Wipro Arabia Co. Limited.

51% of equity securities of Wipro Doha LLC are held by a local shareholder. However, the beneficial interest in these holdings is with the Company.

The Company controls 'The Wipro SA Broad Based Ownership Scheme Trust', 'Wipro SA Broad Based Ownership Scheme SPV (RF) (PTY) LTD incorporated in South Africa and Wipro Foundation in India

** Step Subsidiary details of Wipro Portugal S.A, Wipro do Brasil Technologia Ltda, Designit A/S, HealthPlan Services, Inc, Appirio, Inc. and International TechneGroup Incorporated are as follows:

Subsidiaries	Subsidiaries	Subsidiaries	Country of Incorporation
Wipro Portugal S.A.	Wipro Technologies GmbH		Portugal Germany
Wipro do Brasil Technologia Ltda	Wipro Do Brasil Sistemetas De Informatica Ltd		Brazil Brazil
Designit A/S	Designit Denmark A/S Designit Germany GmbH Designit Oslo A/S Designit Sweden AB Designit T.L.V Ltd. Designit Tokyo Ltd. Designit Spain Digital, S.L	Designit Colombia S A S Designit Peru SAC	Denmark Denmark Germany Norway Sweden Israel Japan Spain Colombia Peru
HealthPlan Services, Inc.	HealthPlan Services Insurance Agency, LLC		USA USA
International TechneGroup Incorporated	International TechneGroup Ltd. ITI Proficiency Ltd IT S.R.L.	Mech Works S.R.L.	USA U.K. Israel Italy Italy
Appirio, Inc.	Appirio, K.K Topcoder, LLC. Appirio Ltd	Appirio GmbH Apprio Ltd (UK)	USA Japan USA Ireland Germany U.K.

As at December 31, 2019 the Company held 43.7% interest in Drivestream Inc, 33% interest in Denim Group Limited and 33.3% in Denim Group Management, LLC, accounted for using the equity method.

The list of controlled trusts are:

Name of the entity	Country of incorporation
Wipro Equity Reward Trust	India
Wipro Foundation	India

5. Segment information:

The Company is organised into the following operating segments: IT Services, IT Products and India State Run Enterprise services segment (ISRE).

IT Services: The IT Services segment primarily consists of IT Service offerings to customers organized by industry verticals.

The industry verticals are as follows: Banking, Financial Services and Insurance (BFSI), Health Business unit (Health BU), Consumer Business unit (CBU), Energy, Natural Resources & Utilities (ENU), Manufacturing (MFG), Technology (TECH) and Communications (COMM). Key service offerings to customers includes software application development and maintenance, research and development services for hardware and software design, business application services, analytics, consulting, infrastructure outsourcing services and business process services.

IT Products: The Company is a value-added reseller of desktops, servers, notebooks, storage products, networking solutions and packaged software for leading international brands. In certain total outsourcing contracts of the IT Services segment, the Company delivers hardware, software products and other related deliverables. Revenue relating to the above items is reported as revenue from the sale of IT Products.

India State Run Enterprise segment (ISRE): This segment consists of IT Services offerings to entities/ departments owned or controlled by Government of India and/ or any State Governments.

The Chairman of the Company has been identified as the Chief Operating Decision Maker (CODM) as defined by Ind AS 108, "Operating Segments." The Chairman of the Company evaluates the segments based on their revenue growth and operating income.

Assets and liabilities used in the Company's business are not identified to any of the operating segments, as these are used interchangeably between segments. Management believes that it is currently not practicable to provide segment disclosures relating to total assets and liabilities since a meaningful segregation of the available data is onerous.

Particulars	Three months ended			Nine months ended		Year ended
	December 31, 2019	September 30, 2019	December 31, 2018	December 31, 2019	December 31, 2018	March 31, 2019
	Audited	Audited	Audited	Audited	Audited	Audited
Revenue						
IT Services						
BFSI	46,612	45,760	45,979	137,767	129,219	175,262
Health BU	19,799	18,981	19,241	57,651	55,793	75,081
CBU	25,443	23,530	22,875	71,339	65,646	89,313
ENU	19,553	18,888	18,996	56,873	54,202	72,830
TECH	18,584	19,148	19,104	56,392	58,189	76,591
MFG	12,450	11,886	11,981	35,672	34,945	46,496
COMM	8,565	8,368	8,480	25,387	24,394	32,680
Total of IT Services	151,006	146,561	146,656	441,081	422,388	568,253
IT Products	2,576	3,233	3,145	8,218	9,553	12,312
ISRE	1,847	2,069	1,713	6,059	6,757	8,544
Reconciling Items	3	(16)	(8)	(60)	(17)	(49)
Total Revenue	155,432	151,847	151,506	455,298	438,681	589,060
Other operating income						
IT Services	-	50	-	749	2,798	4,344
Total other operating income	-	50	-	749	2,798	4,344
Segment Result						
IT Services						
BFSI	8,246	8,407	9,095	25,988	24,182	33,831
Health BU	3,186	2,863	1,973	8,978	6,698	8,638
CBU	4,725	3,952	5,291	12,183	12,112	16,828
ENU	3,130	3,084	3,613	8,410	4,294	7,081
TECH	3,256	3,624	4,177	10,406	12,885	15,916
MFG	2,385	2,439	2,391	6,916	6,065	8,327
COMM	1,444	1,044	1,578	4,006	3,411	4,396
Unallocated	1,360	1,044	976	3,124	1,981	3,142
Other Operating Income	-	50	-	749	2,798	4,344
Total of IT Services	27,732	26,507	29,094	80,760	74,426	102,503
IT Products	(140)	149	212	(398)	(954)	(1,047)
ISRE	(528)	(177)	(686)	(1,341)	(1,054)	(1,829)
Reconciling Items	170	258	50	325	177	290
Total segment result	27,234	26,737	28,670	79,346	72,595	99,917
Finance costs	(1,844)	(2,247)	(1,627)	(5,675)	(4,845)	(7,375)
Other Income	5,370	6,857	5,362	19,174	15,695	22,923
Share of profit/ (loss) of associates accounted for using equity method	34	(2)	7	16	(26)	(43)
Profit before tax	30,794	31,345	32,412	92,861	83,419	115,422

Notes:

- "Reconciling items" includes elimination of inter-segment transactions and other corporate activities.
- Revenue from sale of traded cloud based licenses is reported as part of IT Services revenues.
- For the purpose of segment reporting, the Company has included the impact of "foreign exchange gains / (losses), net" in revenues amounting to ₹ 727, ₹ 591 and ₹ 911 for the three months ended December 31, 2019, September 30, 2019 and December 31, 2018, respectively, and ₹ 2,176 and ₹ 2,899 for the nine months ended December 31, 2019 and 2018, respectively, and ₹ 3,215 for the year ended March 31, 2019, which is reported as a part of 'Other income' in the interim consolidated statement of profit and loss.
- For evaluating performance of the individual operating segments, stock compensation expense is allocated on the basis of straight line amortisation. The differential impact of accelerated amortisation of stock compensation expense, over stock compensation expense allocated to the individual operating segments is reported in reconciling items.
- The Company generally offers multi-year payment terms in certain total outsourcing contracts. These payment terms primarily relate to IT hardware, software and certain transformation services in outsourcing contracts. The finance income on deferred consideration earned under these contracts is included in the revenue of the respective segment and is eliminated under reconciling items.
- Other Operating income amounting to Nil, ₹ 50 and Nil is included as part of IT Services segment results for the three months ended December 31, 2019, September 30, 2019, and December 31, 2018, respectively, and ₹ 749 and ₹ 2,798 for the nine months ended December 31, 2019 and December 31, 2018, respectively, and ₹ 4,344 for the year ended March 31, 2019. (Refer Note 6).

- g) Segment results for ENU industry vertical for the nine months ended December 31, 2018 and year ended March 31, 2019, is after considering the impact of ₹ 5,141 paid to National Grid on settlement of a legal claim against the Company.
- h) Segment results for Health BU industry vertical for the three and nine months ended December 31, 2018 and year ended March 31, 2019 is after considering the impact of ₹ 838 of impairment on certain intangible assets recognised on acquisitions.
- i) Segment results for Health BU industry vertical for the year ended March 31, 2019 is after considering the impact of ₹ 1,480 of impairment on certain software platform recognised on acquisitions.

6. Other operating income:

Nine months ended December 31, 2019

During the period ended December 31, 2019, the Company concluded the sale of assets pertaining to Workday and Cornerstone OnDemand business in Portugal, France and Sweden. Gain arising from such transaction ₹ 152 has been recognised under Other operating income.

During the period ended December 31, 2019, the Company has partially met the first-year business targets pertaining to sale of data center business concluded during the year ended March 31, 2019. Change in fair value of the callable units pertaining to achievement of the business targets amounting to ₹ 597 is recognised under Other operating income.

Nine months ended December 31, 2018

Sale of hosted data center services business: During the nine months ended December 31, 2018, the Company had concluded the divestment of its hosted data center services business.

The calculation of the gain on sale is shown below:

Particulars	Total
Cash considerations (net of disposal costs ₹ 660)	₹ 25,098
Less: Carrying amount of net assets disposed (including goodwill of ₹ 13,009)	(26,418)
Add: Reclassification of exchange difference on foreign currency translation	4,131
Gain on sale	₹ 2,811

In accordance with the sale agreement, total cash consideration was ₹ 27,790 and the Company paid ₹ 3,766 to subscribe for units issued by the buyer. Units amounting to ₹ 2,032 are callable by the buyer if certain business targets committed by the Company are not met over a period of three years. The fair value of these callable units was estimated to be insignificant as at December 31, 2018. Consequently, the sale consideration accounted represents cash proceeds of ₹ 24,024 and units amounting to ₹ 1,734 issued by the buyer.

Loss of control in subsidiary: During the nine months ended December 31, 2018, the Company had reduced its equity holding from 74% to 11% in Wipro Airport IT Services Limited. The loss/ gain on this transaction is insignificant.

For the Year ended March 31, 2019

Sale of hosted data center services business: During the year ended March 31, 2019, the Company had concluded the divestment of its hosted data center services business. The calculation of the gain on sale is shown below:

Particulars	Total
Cash considerations (net of disposal costs ₹ 660)	₹ 25,432
Less: Carrying amount of net assets disposed (including goodwill of ₹ 13,009)	(26,455)
Add: Reclassification of exchange difference on foreign currency translation	4,131
Gain on sale	₹ 3,108

In accordance with the sale agreement, total cash consideration was ₹ 28,124 and the Company paid ₹ 3,766 to subscribe for units issued by the buyer. Units amounting to ₹ 2,032 are callable by the buyer if certain business targets committed by the Company are not met over a period of three years. The fair value of these callable units was estimated to be insignificant as at March 31, 2019. Consequently, the sale consideration accounted represents cash proceeds of ₹ 24,358 and units amounting to ₹ 1,734 issued by the buyer.

Loss of control in subsidiary: During the year ended March 31, 2019, the Company has reduced its equity holding from 74% to 11% in Wipro Airport IT Services Limited. The loss/ gain on this transaction is insignificant.

Sale of Workday and Cornerstone OnDemand business: During the year ended March 31, 2019, the Company had concluded the Sale of Workday and Cornerstone OnDemand business except in Portugal, France and Sweden. The calculation of the gain is as shown below:

Particulars	Total
Cash considerations	₹ 6,645
Less: Carrying amount of net assets disposed (includes goodwill of ₹ 4,893 and intangible assets of ₹ 740)	5,475
Add: Reclassification of exchange difference on foreign currency translation	79
Gain on sale	₹ 1,249

These disposal groups do not constitute a major component of the Company and hence were not classified as discontinued operations.

7. Business combinations:

During the period ended December 31, 2019, the Company has completed two business combinations (which individually are not material) for a total consideration of ₹ 6,533. These include (a) taking over customer contracts, leased facilities, assets and employees of Vara Infotech Private Limited and (b) acquisition of International TechneGroup Incorporated, a global digital engineering and manufacturing solutions Company. The following table presents the provisional purchase price allocation:

Description	Purchase price allocated
Net assets	₹ 858
Customer related intangibles	2,618
Marketing related intangibles	102
Deferred tax liabilities on intangible assets	(213)
Total	₹ 3,365
Goodwill	3,168
Total purchase price	₹ 6,533

Net assets acquired include ₹ 152 of cash and cash equivalents.

The goodwill of ₹ 3,168 comprises value of acquired workforce and expected synergies arising from the business combinations. Goodwill is partially deductible for Indian income tax purpose.

The pro-forma effects of these business combinations on the Company's results were not material.

8. Events after the reporting period:


The Board of Directors in their meeting held on January 14, 2020, declared an interim dividend of ₹ 1/- (US\$ 0.01) per equity share and ADR (50% on an equity share of par value of ₹ 2/-)

By order of the Board,

For, Wipro Limited

Place: Bengaluru

Date: January 14, 2020



Rishad A Premji

Chairman



Abidali Z Neemuchwala

Chief Executive Officer &
Managing Director

**INDEPENDENT AUDITOR'S REPORT ON THE AUDIT OF INTERIM CONSOLIDATED
FINANCIAL RESULTS**

TO THE BOARD OF DIRECTORS OF WIPRO LIMITED

Opinion

We have audited the accompanying Statement of Consolidated Financial Results of **WIPRO LIMITED** ("the Company") and its subsidiaries (the Company and its subsidiaries together referred to as "the Group") for the three and nine months period ended December 31, 2019 ("the Statement").

In our opinion and to the best of our information and according to the explanations given to us, the Statement gives a true and fair view in conformity with the International Accounting Standard 34 "Interim Financial Reporting" ("IAS 34") as issued by the International Accounting Standards Board ("IASB") of the consolidated net profit and consolidated total comprehensive income and other financial information of the Group for the three and nine months period ended December 31, 2019.

Basis for Opinion

We conducted our audit of the Interim Consolidated Financial Results in accordance with the Standards on Auditing ("SAs") issued by the Institute of Chartered Accountants of India ("ICAI"). Our responsibilities under those Standards are further described in the Auditor's Responsibilities for the Audit of the Interim Consolidated Financial Results section of our report. We are independent of the Group in accordance with the Code of Ethics issued by the ICAI together with the independence requirements that are relevant to our audit of the Statement under the provisions of the Act and the Rules thereunder and we have fulfilled our other ethical responsibilities in accordance with these requirements and the ICAI's Code of Ethics. We believe that the audit evidence obtained by us is sufficient and appropriate to provide a basis for our audit opinion.

Management's Responsibilities for the Interim Consolidated Financial Results

This Statement, which is the responsibility of the Company's Management and approved by the Company's Board of Directors, has been compiled from the related audited interim condensed consolidated financial statements. The Company's Board of Directors are responsible for the preparation and presentation of the Interim Consolidated Financial Results that give a true and fair view of the consolidated net profit and consolidated other comprehensive income and other financial information of the Group in accordance with IAS 34 as issued by IASB.

The respective Board of Directors of the companies included in the Group are responsible for maintenance of adequate accounting records in accordance with the provisions of the Act for safeguarding of the assets of the Group and its subsidiaries and for preventing and detecting frauds and other irregularities; selection and application of appropriate accounting policies; making judgments and estimates that are reasonable and prudent; and design, implementation and maintenance of adequate internal financial controls, that were operating effectively for ensuring the accuracy and completeness of the accounting records, relevant to the preparation and presentation of the respective financial results that give a true and fair view and are free from material misstatement, whether due to fraud or error, which have

been used for the purpose of preparation of this Interim Consolidated Financial Results by the Directors of the Company, as aforesaid.

In preparing the Interim Consolidated Financial Results, the respective Board of Directors of the companies included in the Group are responsible for assessing the ability of the respective entities to continue as a going concern, disclosing, as applicable, matters related to going concern and using the going concern basis of accounting unless the respective Board of Directors either intend to liquidate their respective entities or to cease operations, or has no realistic alternative but to do so.

The respective Board of Directors of the companies included in the Group are responsible for overseeing the financial reporting process of the Group.

Auditor's Responsibilities for the Audit of the Interim Consolidated Financial Results

Our objectives are to obtain reasonable assurance about whether the Interim Consolidated Financial Results as a whole are free from material misstatement, whether due to fraud or error, and to issue an auditor's report that includes our opinion. Reasonable assurance is a high level of assurance, but is not a guarantee that an audit conducted in accordance with SAs will always detect a material misstatement when it exists. Misstatements can arise from fraud or error and are considered material if, individually or in the aggregate, they could reasonably be expected to influence the economic decisions of users taken on the basis of these Interim Consolidated Financial Results.

As part of an audit in accordance with SAs, we exercise professional judgment and maintain professional skepticism throughout the audit. We also:

- Identify and assess the risks of material misstatement of the Interim Consolidated Financial Results, whether due to fraud or error, design and perform audit procedures responsive to those risks, and obtain audit evidence that is sufficient and appropriate to provide a basis for our opinion. The risk of not detecting a material misstatement resulting from fraud is higher than for one resulting from error, as fraud may involve collusion, forgery, intentional omissions, misrepresentations, or the override of internal control.
- Obtain an understanding of internal financial controls relevant to the audit in order to design audit procedures that are appropriate in the circumstances, but not for the purpose of expressing an opinion on effectiveness of such controls.
- Evaluate the appropriateness of accounting policies used and the reasonableness of accounting estimates and related disclosures made by the management.
- Conclude on the appropriateness of the management's use of the going concern basis of accounting and, based on the audit evidence obtained, whether a material uncertainty exists related to events or conditions that may cast significant doubt on the ability of the Group to continue as a going concern. If we conclude that a material uncertainty exists, we are required to draw attention in our auditor's report to the related disclosures in the Interim Consolidated Financial Results or, if such disclosures are inadequate, to modify our opinion. Our conclusions are based on the audit evidence obtained up to the date of our auditor's report. However, future events or conditions may cause the Group to cease to continue as a going concern.



**Deloitte
Haskins & Sells LLP**

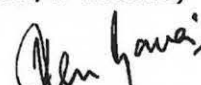
- Evaluate the overall presentation, structure and content of the Interim Consolidated Financial Results, including the disclosures, and whether the Interim Consolidated Financial Results represent the underlying transactions and events in a manner that achieves fair presentation.
- Obtain sufficient appropriate audit evidence regarding the financial results of the entities within the Group to express an opinion on the Interim Consolidated Financial Results. We are responsible for the direction, supervision and performance of the audit of financial information of entities included in the Interim Consolidated Financial Results.

Materiality is the magnitude of misstatements in the Interim Consolidated Financial Results that, individually or in aggregate, makes it probable that the economic decisions of a reasonably knowledgeable user of the Interim Consolidated Financial Results may be influenced. We consider quantitative materiality and qualitative factors in (i) planning the scope of our audit work and in evaluating the results of our work; and (ii) to evaluate the effect of any identified misstatements in the Interim Consolidated Financial Results.

We communicate with those charged with governance of the Company and such other entities included in the Interim Consolidated Financial Results of which we are the independent auditors regarding, among other matters, the planned scope and timing of the audit and significant audit findings, including any significant deficiencies in internal control that we identify during our audit.

We also provide those charged with governance with a statement that we have complied with relevant ethical requirements regarding independence, and to communicate with them all relationships and other matters that may reasonably be thought to bear on our independence, and where applicable, related safeguards.

For **DELOITTE HASKINS & SELLS LLP**
Chartered Accountants
(Firm's Registration No. 117366W/W-100018)



Vikas Bagaria
Partner

(Membership No.60408)

UDIN:

Bengaluru, January 14, 2020

WIPRO LIMITED

CIN: L32102KA1945PLC020800 ; Registered Office : Wipro Limited, Doddakanneli, Sarjapur Road, Bengaluru - 560035, India

Website: www.wipro.com ; Email id – info@wipro.com ; Tel: +91-80-2844 0011 ; Fax: +91-80-2844 0054

AUDITED CONSOLIDATED FINANCIAL RESULTS FOR THE THREE AND NINE MONTHS ENDED DECEMBER 31, 2019

UNDER IFRS (IASB)

(₹ in millions, except share and per share data, unless otherwise stated)

	Particulars	Three months ended			Nine months ended		Year ended
		December 31, 2019	September 30, 2019	December 31, 2018	December 31, 2019	December 31, 2018	March 31, 2019
	Income from operations						
	a) Revenue	154,705	151,256	150,595	453,122	435,782	585,845
	b) Other operating income	-	50	-	749	2,798	4,344
	c) Foreign exchange gains/(losses), net	727	591	911	2,176	2,899	3,215
I	Total income from operations	155,432	151,897	151,506	456,047	441,479	593,404
	Expenses						
	a) Purchase of stock-in-trade	2,083	1,357	2,741	6,423	10,733	14,073
	b) (Increase)/Decrease in inventories of finished goods and stock-in-trade	604	1,443	111	1,814	(636)	(673)
	c) Employee benefit expense	82,381	81,266	76,129	241,123	222,387	299,774
	d) Depreciation, amortization and impairment	5,295	4,814	5,172	15,064	13,879	19,474
	e) Sub-contracting/ technical fees	22,764	22,423	24,030	67,750	70,791	94,725
	f) Facility expenses	4,881	5,048	5,227	14,662	16,375	22,213
	g) Travel	4,956	4,549	4,688	14,138	13,305	17,768
	h) Communication	1,213	1,146	1,011	3,495	3,464	4,561
	i) Legal and professional fees	1,142	1,239	1,282	3,477	3,731	4,361
	j) Marketing and brand building	690	491	696	1,953	1,970	2,714
	k) Lifetime expected credit loss	(72)	190	(789)	649	1,254	980
	l) Other expenses	2,262	1,196	2,540	6,158	11,636	13,524
II	Total expenses	128,199	125,162	122,838	376,706	368,889	493,494
III	Finance expenses	1,844	2,247	1,627	5,675	4,845	7,375
IV	Finance and Other Income	5,370	6,857	5,362	19,174	15,695	22,923
V	Share of net profit/(loss) of associates accounted for using the equity method	34	(2)	7	16	(26)	(43)
VI	Profit before tax [I-II-III+IV+V]	30,793	31,343	32,410	92,856	83,414	115,415
VII	Tax expense	6,164	5,731	6,966	18,594	18,178	25,242
VIII	Net profit for the period [VI-VII]	24,629	25,612	25,444	74,262	65,236	90,173
IX	Total Other comprehensive income	297	1,302	423	2,889	15	1,023
	Total comprehensive income for the period [VIII+IX]	24,926	26,914	25,867	77,151	65,251	91,196
X	Profit for the period attributable to:						
	Equity holders of the Company	24,558	25,526	25,103	73,958	65,198	90,031
	Non-controlling Interest	71	86	341	304	38	142
		24,629	25,612	25,444	74,262	65,236	90,173
	Total comprehensive income for the period attributable to:						
	Equity holders of the Company	24,842	26,773	25,616	76,793	65,074	90,945
	Non-controlling Interest	84	141	251	358	177	251
		24,926	26,914	25,867	77,151	65,251	91,196
XI	Paid up equity share capital (Face value ₹ 2 per share)	11,426	11,426	9,050	11,426	9,050	12,068

XII	Reserves excluding revaluation reserves and Non-Controlling Interest as per balance sheet of previous accounting period						556,048
XIII	Earnings per share (EPS) (Equity shares of par value of ₹ 2/- each) (EPS for the three and nine months ended period is not annualized)						
	Basic (in ₹)	4.31	4.30	4.18	12.58	10.86	14.99
	Diluted (in ₹)	4.30	4.29	4.17	12.55	10.83	14.95

- The audited consolidated financial results of the Company for the three and nine months ended December 31, 2019 have been approved by the Board of Directors of the Company at its meeting held on January 14, 2020. The Company confirms that its statutory auditors, Deloitte Haskins & Sells LLP have issued an audit report with unmodified opinion on the consolidated financial results.
- The above consolidated financial results have been prepared from the interim condensed consolidated financial statements, which are prepared in accordance with International Financial Reporting Standards and its interpretations ("IFRS"), as issued by the International Accounting Standards Board ("IASB").
- Adoption of IFRS 16 – Leases**

On April 1, 2019, the Company has adopted IFRS 16, Leases, using modified retrospective method. Accordingly, the comparatives have not been retrospectively adjusted. The adoption of IFRS 16, did not have any material impact on the consolidated results for three months ended December 31, 2019, September 30, 2019 and nine months ended December 31, 2019.

- List of subsidiaries and investments accounted for using equity method as at December 31, 2019 are provided in the table below:**

Subsidiaries	Subsidiaries	Subsidiaries	Country of Incorporation
Wipro, LLC	Wipro Gallagher Solutions, LLC	Opus Capital Markets Consultants, LLC Wipro Promax Analytics Solutions Americas, LLC	USA USA USA USA
	Wipro Insurance Solutions, LLC Wipro IT Services, LLC	HealthPlan Services, Inc. ** Appirio, Inc. ** Cooper Software, Inc. Infocrossing, LLC Wipro US Foundation International TechneGroup Incorporated **	USA USA USA USA USA USA
Wipro Overseas IT Services Pvt. Ltd			India
Wipro Japan KK			Japan
Wipro Shanghai Limited			China
Wipro Trademarks Holding Limited			India
Wipro Travel Services Limited			India
Wipro Holdings (UK) Limited	Wipro Digital Aps Wipro Europe Limited Wipro Financial Services UK Limited	Designit A/S ** Wipro UK Limited	U.K. Denmark Denmark U.K. U.K. U.K.

	Wipro IT Services S.R.L.		Romania
Wipro IT Services SE (formerly Wipro Cyprus SE)			U.K.
	Wipro Doha LLC # Wipro Technologies SA DE CV Wipro Philippines, Inc. Wipro Holdings Hungary Korlátolt Felelősségű Társaság		Qatar Mexico Philippines Hungary
		Wipro Holdings Investment Korlátolt Felelősségű Társaság	Hungary
	Wipro Information Technology Egypt SAE		Egypt
	Wipro Arabia Co. Limited *		Saudi Arabia Saudi Arabia
		Women's Business Park Technologies Limited *	
	Wipro Poland SP Z.●.O Wipro IT Services Poland SP Z.O.O		Poland Poland
	Wipro Technologies Australia Pty Ltd		Australia
	Wipro Corporate Technologies Ghana Limited		Ghana
	Wipro Technologies South Africa (Proprietary) Limited		South Africa
		Wipro Technologies Nigeria Limited	Nigeria
	Wipro IT Service Ukraine, LLC Wipro Information Technology Netherlands BV.		Ukraine Netherlands
		Wipro Portugal S.A. **	Portugal
		Wipro Technologies Limited	Russia
		Wipro Technology Chile SPA	Chile
		Wipro Solutions Canada Limited	Canada
		Wipro Information Technology Kazakhstan LLP	Kazakhstan
		Wipro Technologies W.T. Sociedad Anonima	Costa Rica
		Wipro Outsourcing Services (Ireland) Limited	Ireland
		Wipro Technologies VZ, C.A.	Venezuela
		Wipro Technologies Peru S.A.C.	Peru
		Wipro do Brasil Servicos de Tecnologia S.A.	Brazil
		Wipro do Brasil Tecnologia Ltda **	Brazil
	Wipro Technologies SA Wipro Technologies S.R.L. PT. WT Indonesia Wipro (Thailand) Co. Limited Wipro Bahrain Limited Co. S.P.C.		Argentina Romania Indonesia Thailand Bahrain
	Wipro Gulf LLC		Sultanate of Oman
	Rainbow Software LLC Cellent GmbH		Iraq Germany
		Cellent GmbH	Austria
Wipro Networks Pte Limited			Singapore
	Wipro (Dalian) Limited Wipro Technologies SDN BHD		China Malaysia
Wipro Chengdu Limited			China
Wipro IT Services Bangladesh Limited			Bangladesh
Wipro HR Services India Private Limited			India

* All the above direct subsidiaries are 100% held by the Company except that the Company holds 66.67% of the equity securities of Wipro Arabia Co. Limited and 55% of the equity securities of Women's Business Park Technologies Limited are held by Wipro Arabia Co. Limited.

51% of equity securities of Wipro Doha LLC are held by a local shareholder. However, the beneficial interest in these holdings is with the Company.

The Company controls 'The Wipro SA Broad Based Ownership Scheme Trust', 'Wipro SA Broad Based Ownership Scheme SPV (RF) (PTY) LTD incorporated in South Africa and Wipro Foundation in India

** Step Subsidiary details of Wipro Portugal S.A, Wipro do Brasil Technologia Ltda, Designit A/S, HealthPlan Services, Inc, Appirio, Inc. and International TechneGroup Incorporated are as follows:

Subsidiaries	Subsidiaries	Subsidiaries	Country of Incorporation
Wipro Portugal S.A.	Wipro Technologies GmbH		Portugal Germany
Wipro do Brasil Technologia Ltda	Wipro Do Brasil Sistemetas De Informatica Ltd		Brazil Brazil
Designit A/S	Designit Denmark A/S Designit Germany GmbH Designit Oslo A/S Designit Sweden AB Designit T.L.V Ltd. Designit Tokyo Ltd. Designit Spain Digital, S.L	Designit Colombia S A S Designit Peru SAC	Denmark Denmark Germany Norway Sweden Israel Japan Spain Colombia Peru
HealthPlan Services, Inc.	HealthPlan Services Insurance Agency, LLC		USA USA
International TechneGroup Incorporated	International TechneGroup Ltd. ITI Proficiency Ltd IT S.R.L.	Mech Works S.R.L.	USA U.K. Israel Italy Italy
Appirio, Inc.	Appirio, K.K Topcoder, LLC. Appirio Ltd	Appirio GmbH Apprio Ltd (UK)	USA Japan USA Ireland Germany U.K.

As at December 31, 2019 the Company held 43.7% interest in Drivestream Inc, 33% interest in Denim Group Limited and 33.3% in Denim Group Management, LLC, accounted for using the equity method.

The list of controlled trusts are:

Name of the entity	Country of incorporation
Wipro Equity Reward Trust	India
Wipro Foundation	India

5. Segment Information

The Company is organized into the following operating segments: IT Services, IT Products and India State Run Enterprise segment (ISRE).

IT Services: The IT Services segment primarily consists of IT Service offerings to customers organized by industry verticals.

The industry verticals are as follows: Banking, Financial Services and Insurance (BFSI), Health Business unit (Health BU), Consumer Business unit (CBU), Energy, Natural Resources & Utilities (ENU), Manufacturing (MFG), Technology (TECH) and Communications (COMM). Key service offerings to customers includes software application development and maintenance, research and development services for hardware and software design, business application services, analytics, consulting, infrastructure outsourcing services and business process services.

IT Products: The Company is a value-added reseller of desktops, servers, notebooks, storage products, networking solutions and packaged software for leading international brands. In certain total outsourcing contracts of the IT Services segment, the Company delivers hardware, software products and other related deliverables. Revenue relating to the above items is reported as revenue from the sale of IT Products.

India State Run Enterprise segment (ISRE): This segment consists of IT Services offerings to entities/ departments owned or controlled by Government of India and/ or any State Governments.

The Chairman of the Company has been identified as the Chief Operating Decision Maker (CODM) as defined by IFRS 8, "Operating Segments." The Chairman of the Company evaluates the segments based on their revenue growth and operating income.

Assets and liabilities used in the Company's business are not identified to any of the operating segments, as these are used interchangeably between segments. Management believes that it is currently not practicable to provide segment disclosures relating to total assets and liabilities since a meaningful segregation of the available data is onerous.

Information on reportable segment for the three months ended December 31, 2019, September 30, 2019 and December 31, 2018, and nine months ended December 31, 2019 and December 31, 2018 and the year ended March 31, 2019 is as follows:

Particulars	Three months ended			Nine months ended		Year ended
	December 31, 2019	September 30, 2019	December 31, 2018	December 31, 2019	December 31, 2018	March 31, 2019
	Audited	Audited	Audited	Audited	Audited	Audited
Revenue						
IT Services						
BFSI	46,612	45,760	45,979	137,767	129,219	175,262
Health BU	19,799	18,981	19,241	57,651	55,793	75,081
CBU	25,443	23,530	22,875	71,339	65,646	89,313
ENU	19,553	18,888	18,996	56,873	54,202	72,830
TECH	18,584	19,148	19,104	56,392	58,189	76,591
MFG	12,450	11,886	11,981	35,672	34,945	46,496
COMM	8,565	8,368	8,480	25,387	24,394	32,680
Total of IT Services	151,006	146,561	146,656	441,081	422,388	568,253
IT Products	2,576	3,233	3,145	8,218	9,553	12,312
ISRE	1,847	2,069	1,713	6,059	6,757	8,544
Reconciling Items	3	(16)	(8)	(60)	(17)	(49)
Total Revenue	155,432	151,847	151,506	455,298	438,681	589,060
Other operating Income						
IT Services	-	50	-	749	2,798	4,344
Total Other Operating Income	-	50	-	749	2,798	4,344
Segment Result						
IT Services						
BFSI	8,246	8,407	9,095	25,988	24,182	33,831

Health BU	3,186	2,863	1,973	8,978	6,698	8,638
CBU	4,725	3,952	5,291	12,183	12,112	16,828
ENU	3,130	3,084	3,613	8,410	4,294	7,081
TECH	3,256	3,624	4,177	10,406	12,885	15,916
MFG	2,385	2,439	2,391	6,916	6,065	8,327
COMM	1,444	1,044	1,578	4,006	3,411	4,396
Unallocated	1,360	1,044	976	3,124	1,981	3,142
Other Operating Income	-	50	-	749	2,798	4,344
Total of IT Services	27,732	26,507	29,094	80,760	74,426	102,503
IT Products	(140)	149	212	(398)	(954)	(1,047)
ISRE	(528)	(177)	(686)	(1,341)	(1,054)	(1,829)
Reconciling Items	169	256	48	320	172	283
Total	27,233	26,735	28,668	79,341	72,590	99,910
Finance Expense	(1,844)	(2,247)	(1,627)	(5,675)	(4,845)	(7,375)
Finance and Other Income	5,370	6,857	5,362	19,174	15,695	22,923
Share of net profit/ (loss) of associates accounted for using the equity method	34	(2)	7	16	(26)	(43)
Profit before tax	30,793	31,343	32,410	92,856	83,414	115,415

Notes:

- “Reconciling items” includes elimination of inter-segment transactions and other corporate activities.
- Revenue from sale of traded cloud-based licenses is reported as part of IT Services revenues.
- For the purpose of segment reporting, the Company has included the impact of “foreign exchange gains / (losses), net” in revenues amounting to ₹ 727, ₹ 591 and ₹ 911 for the three months ended December 31, 2019, September 30, 2019, and December 31, 2018, respectively, and ₹ 2,176 and ₹ 2,899 for the nine months ended December 31, 2019 and December 31, 2018, respectively and ₹ 3,215 for the year ended March 31, 2019, which is reported as a part of operating profit in the interim consolidated statement of income.
- For evaluating performance of the individual operating segments, stock compensation expense is allocated on the basis of straight-line amortization. The differential impact of accelerated amortization of stock compensation expense, over stock compensation expense allocated to the individual operating segments is reported in reconciling items.
- The Company generally offers multi-year payment terms in certain total outsourcing contracts. These payment terms primarily relate to IT hardware, software and certain transformation services in outsourcing contracts. The finance income on deferred consideration earned under these contracts is included in the revenue of the respective segment and is eliminated under reconciling items.
- Other Operating income amounting to Nil, ₹ 50 and Nil is included as part of IT Services segment results for the three months ended December 31, 2019, September 30, 2019, and December 31, 2018, respectively, and ₹ 749 and ₹ 2,798 for the nine months ended December 31, 2019 and December 31, 2018, respectively and ₹ 4,344 for the year ended March 31, 2019. Refer Note 6.
- Segment results for ENU industry vertical for the nine months ended December 31, 2018 and year ended March 31, 2019, is after considering the impact of ₹ 5,141 (\$75 million) paid to National Grid on settlement of a legal claim against the Company.
- Segment results for Health BU industry vertical for the three and nine months ended December 31, 2018 and year ended March 31, 2019 is after considering the impact of ₹ 838 of impairment on certain intangible assets recognized on acquisitions.
- Segment results for Health BU industry vertical for the year ended March 31, 2019 is after considering the impact of ₹ 1,480 of impairment on certain software platform recognized on acquisitions.

6. Other operating income

Nine months ended December 31, 2019

During the period ended December 31, 2019, the Company concluded the sale of assets pertaining to Workday and Cornerstone OnDemand business in Portugal, France and Sweden. Gain arising from such transaction ₹ 152 has been recognized under Other operating income.

During the period ended December 31, 2019, the Company has partially met the first-year business targets pertaining to sale of data center business concluded during the year ended March 31, 2019. Change in fair value of the callable units pertaining to achievement of the business targets amounting to ₹ 597 is recognized under Other operating income.

Nine months ended December 31, 2018

Sale of hosted data center services business: During the nine months ended December 31, 2018, the Company had concluded the divestment of its hosted data center services business. The calculation of the gain on sale is shown below:

Particulars	Total
Cash considerations (net of disposal costs ₹ 660)	₹ 25,098
Less: Carrying amount of net assets disposed (including goodwill of ₹ 13,009)	(26,418)
Add: Reclassification of exchange difference on foreign currency translation	4,131
Gain on sale	₹ 2,811

In accordance with the sale agreement, total cash consideration was ₹ 27,790 and the Company paid ₹ 3,766 to subscribe for units issued by the buyer. Units amounting to ₹ 2,032 are callable by the buyer if certain business targets committed by the Company are not met over a period of three years. The fair value of these callable units was estimated to be insignificant as at December 31, 2018. Consequently, the sale consideration accounted represents cash proceeds of ₹ 24,024 and units amounting to ₹ 1,734 issued by the buyer.

Loss of control in subsidiary: During the nine months ended December 31, 2018, the Company had reduced its equity holding from 74% to 11% in Wipro Airport IT Services Limited. The loss/ gain on this transaction is insignificant.

For the Year ended March 31, 2019

Sale of hosted data center services business: During the year ended March 31, 2019, the Company had concluded the divestment of its hosted data center services business. The calculation of the gain on sale is shown below:

Particulars	Total
Cash considerations (net of disposal costs ₹ 660)	₹ 25,432
Less: Carrying amount of net assets disposed (including goodwill of ₹ 13,009)	(26,455)
Add: Reclassification of exchange difference on foreign currency translation	4,131
Gain on sale	₹ 3,108

In accordance with the sale agreement, total cash consideration was ₹ 28,124 and the Company paid ₹ 3,766 to subscribe for units issued by the buyer. Units amounting to ₹ 2,032 are callable by the buyer if certain business targets committed by the Company are not met over a period of three years. The fair value of these callable units was estimated to be insignificant as at March 31, 2019. Consequently, the sale consideration accounted represents cash proceeds of ₹ 24,358 and units amounting to ₹ 1,734 issued by the buyer.

Loss of control in subsidiary: During the year ended March 31, 2019, the Company has reduced its equity holding from 74% to 11% in Wipro Airport IT Services Limited. The loss/ gain on this transaction is insignificant.

Sale of Workday and Cornerstone OnDemand business: During the year ended March 31, 2019, the Company had concluded the Sale of Workday and Cornerstone OnDemand business except in Portugal, France and Sweden. The calculation of the gain is as shown below:

Particulars	Total
Cash considerations	₹ 6,645
Less: Carrying amount of net assets disposed (includes goodwill of ₹ 4,893 and intangible assets of ₹ 740)	5,475
Add: Reclassification of exchange difference on foreign currency translation	79
Gain on sale	₹ 1,249

These disposal groups do not constitute a major component of the Company and hence were not classified as discontinued operations.

7. Business combinations:

During the period ended December 31, 2019, the Company has completed two business combinations (which individually are not material) for a total consideration of ₹ 6,533. These include (a) taking over customer contracts, leased facilities, assets and employees of Vara Infotech Private Limited and (b) acquisition of International TechneGroup Incorporated, a global digital engineering and manufacturing solutions Company. The following table presents the provisional purchase price allocation:

Description	Purchase price allocated
Net assets	₹ 858
Customer related intangibles	2,618
Marketing related intangibles	102
Deferred tax liabilities on intangible assets	(213)
Total	₹ 3,365
Goodwill	3,168
Total purchase price	₹ 6,533

Net assets acquired include ₹ 152 of cash and cash equivalents.

The goodwill of ₹ 3,168 comprises value of acquired workforce and expected synergies arising from the business combinations. Goodwill is partially deductible for Indian income tax purpose.

The pro-forma effects of these business combinations on the Company's results were not material.


8. Events after the reporting period

The Board of Directors in their meeting held on January 14, 2020, declared an interim dividend of ₹ 1/- (US\$ 0.01) per equity share and ADR (50% on an equity share of par value of ₹ 2/-)

By order of the Board,

For, Wipro Limited

Place: Bengaluru
Date: January 14, 2020



Rishad A Premji
Chairman



Abidali Z Neemuchwala
Chief Executive Officer &
Managing Director